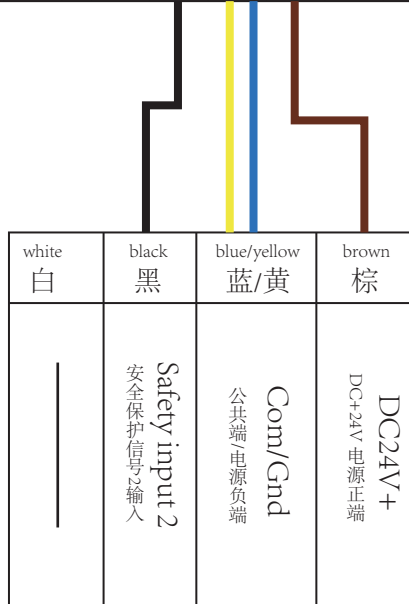


红外接线 Infrared connection




宝久 A4 门机控制箱 Baojiu A4 door engine control box

5	6	7	8	9	10	11	12	13	14	15
Motor Brake + 制动电阻输出 +	Motor Brake - 制动电阻输出 -	Motor Brake + 制动电阻输出 +	Reserved 预留	Safety input 1 安全保护信号输入	Safety input 2 安全保护信号输入	Com/Gnd 公共端/电源负端	DC24V+ 电源正端	Automatic open input 自动完全开门信号输入	Automatic open input 部分开门信号输入	Start input 单键循环开关



SCHEMATIC DRAWING 实际接线图示意图

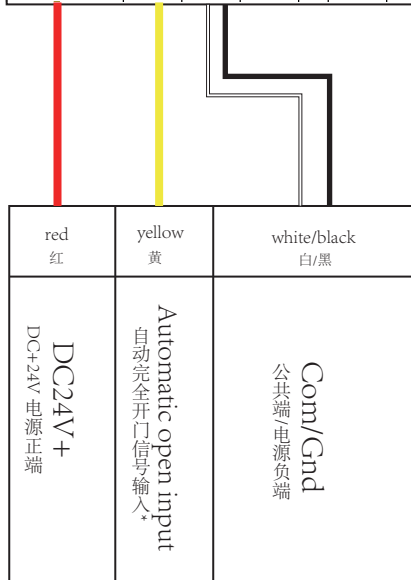


雷达接线 Radar wiring





宝久 A4 门机控制箱 Baojiu A4 door engine control box

12	13	16	17	18	19	20	21	22	23	24
DC24V+ DC+24V 电源正端	Automatic open input 自动完全开门信号输入*	Com/Gnd 公共端/电源负端	Open limit switch input 开门限位(原点)开关输入	Close limit switch input 关门限位开关输入	Lock input 互锁输入	Com/Gnd 公共端/电源负端	DC24V+ DC+24V 电源正端	Output 1A 可编程继电器 1A 输出	Output 1B 可编程继电器 1B 输出	Output 2A 可编程继电器 2A 输出




SCHEMATIC DRAWING 实际接线图示意图



Manual door opening button wiring



SCHEMATIC DRAWING
实际接线图示意图



Manual door opening button wiring control box
手动开门按钮接线控制箱

